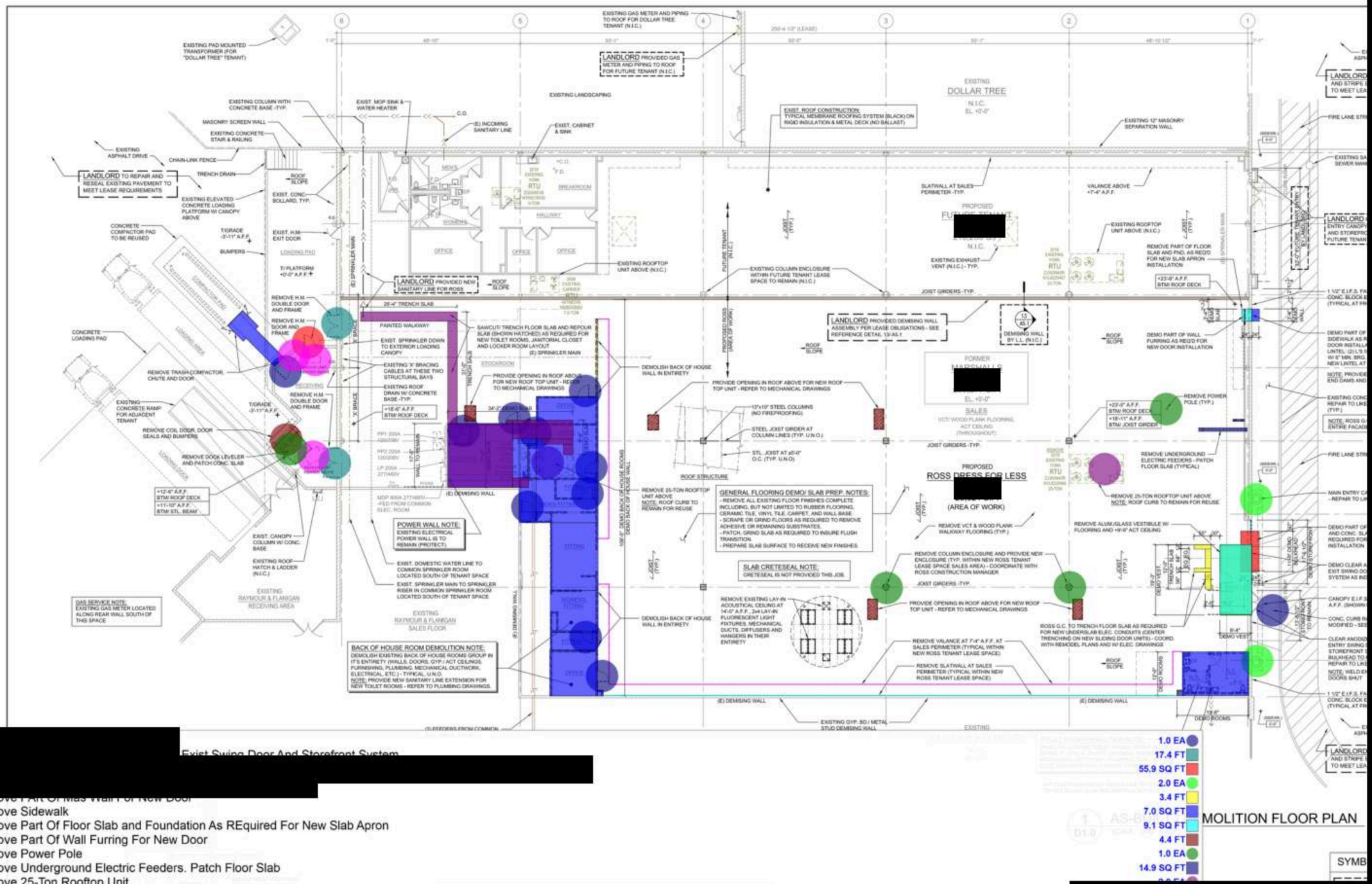


[redacted] Exist Swing Door And Storefront System

[redacted]

Remove Part Of Mas Wall For New Door

Remove Sidewalk

Remove Part Of Floor Slab and Foundation As REquired For New Slab Apron

Remove Part Of Wall Furring For New Door

Remove Power Pole

Remove Underground Electric Feeders. Patch Floor Slab

Remove 25-Ton Rooftop Unit

Remove Vestibule

Remove Flooring

Remove ACT Ceiling

[redacted]

Remove Existing Toilet Rooms Group In Its Entirety (Walls, Door, Floor, Ceiling, Furnishing, HVAC, Plumbing, Elctrical ETC)

Remove Valance At 7'-4" AFF @ Sales Perimeter

Remove Existing Floor Finish Completed Including Wall Base, Scrape and Grind Floors 21635.3 SQ FT

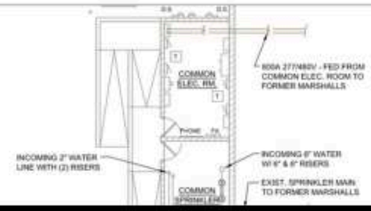


## ROSS G.C. UTILTY SCOPE CHECKLIST

- ROSS G.C. TO VERIFY ALL SERVICES (SANITARY, DOMESTIC, FIRE SUPPRESSION) ARE SECURE AND MEET PLAN SPECIFICATIONS WITHIN THE FIRST WEEK OF CONSTRUCTION. ROSS G.C. TO PROVIDE VERIFICATIONS OR DEFICIENCIES REPORT TO CONSTRUCTION MANAGER.
- VERIFY ALL WATER VALVES AND ELECTRICAL CIRCUIT BREAKERS ARE TURNED ON (1) WEEK PRIOR TO FIXTURE START.
- SCOPE AND JET ALL SANITARY LINES TO THE MAIN (1) WEEK PRIOR TO FIXTURE START AND PROVIDE A VIDEO FILE TO ROSS.
- TEST AND FLUSH ALL WATER CLOSETS (SIMULATE SOLIDS WITH TOILET PAPER AND PERFORM MULTIPLE FLUSHES) TO ENSURE PROPER FLOW AND TRAP PRIMERS (1) WEEK PRIOR TO FIXTURE START.
- TEST ALL SINKS FOR ADEQUATE WATER PRESSURE, FLOW AND HOT WATER WITH CORRECT TEMPERATURES (HAND SINKS AND MOP SINK) AND RUN WATER 1-2 MINUTES (1) WEEK PRIOR TO FIXTURE START.
- PROVIDE COMPLETED CHECK LIST TO CONSTRUCTION MANAGER.

## GENERAL DEMOLITION NOTES

Remove Existing Lay-In Acousticle Ceiling, Lay-In Fluorescent Light Fixtures, Mechanical Ducts, Diffus.

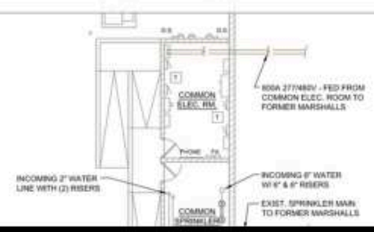


## ROSS G.C. UTILTY SCOPE CHECKLIST

- ROSS G.C. TO VERIFY ALL SERVICES (SANITARY, DOMESTIC, FIRE SUPPRESSION) ARE SECURE AND MEET PLAN SPECIFICATIONS WITHIN THE FIRST WEEK OF CONSTRUCTION. ROSS G.C. TO PROVIDE VERIFICATIONS OR DEFICIENCIES REPORT TO CONSTRUCTION MANAGER.
- VERIFY ALL WATER VALVES AND ELECTRICAL CIRCUIT BREAKERS ARE TURNED ON (1) WEEK PRIOR TO FIXTURE START.
- SCOPE AND JET ALL SANITARY LINES TO THE MAIN (1) WEEK PRIOR TO FIXTURE START AND PROVIDE A VIDEO FILE TO ROSS.
- TEST AND FLUSH ALL WATER CLOSETS (SIMULATE SOLIDS WITH TOILET PAPER AND PERFORM MULTIPLE FLUSHES) TO ENSURE PROPER FLOW AND TRAP PRIMERS (1) WEEK PRIOR TO FIXTURE START.
- TEST ALL SINKS FOR ADEQUATE WATER PRESSURE, FLOW AND HOT WATER WITH CORRECT TEMPERATURES (HAND SINKS AND MOP SINK) AND RUN WATER 1-2 MINUTES (1) WEEK PRIOR TO FIXTURE START.
- PROVIDE COMPLETED CHECK LIST TO CONSTRUCTION MANAGER.

## GENERAL DEMOLITION NOTES